

Pre-surgery bathing instructions



Before your surgery, you can lower the risk of infection by carefully washing with antibacterial soap.

Which soap should you use?

Your surgeon may tell you to use a special antibacterial soap called **Chlorhexidine Gluconate (CHG)** before surgery. Only use CHG if your surgeon tells you to, and if you're not allergic. Otherwise, please use an antibacterial soap such as Dial, Lever or Safeguard (bars or body wash).

Another brand name for CHG is **Hibiclens**, available at drugstores. Buy at least a 4-ounce bottle.


Pre-Surgery Bath on this date:

Date of Surgery:

HONORHEALTH[®]


- 1** Shower with CHG/Hibiclens or antibacterial soap the **night before and the morning of your surgery.**



- 2**  With each shower, wash your hair and face as usual with your normal shampoo/soap. Thoroughly rinse your hair and body to remove all soap.


- 3** **Don't shave** the surgery site area.



- 4**  **Turn off the water** before using the CHG or antibacterial soap to avoid rinsing it off too soon.


- 5** Apply CHG or antibacterial soap from your jawline down. CHG is **not** meant to be used on your eyes, ears, nose, mouth or genital area.



- 6**  Rub it in thoroughly for **five minutes**, giving special attention to the surgery site. You don't need to scrub very hard. CHG will not lather. Turn the water back on and rinse your body well.

- 7** **Do not** wash with regular soaps after using the antibacterial soap.



- 8**  Pat yourself dry with a **clean, soft towel** after each shower. Then put on clean clothes or pajamas and sleep on freshly cleaned bed linens.

- 9** **Don't apply any lotions, perfumes, powders or deodorant** after using the antibacterial soap the day of surgery.

