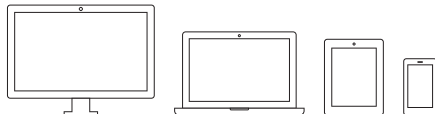




## Technology you will need



A computer, tablet or phone with a  camera and  microphone

## Checking in for your virtual visit

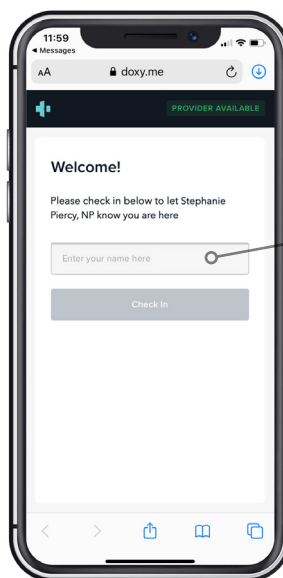


1

Your provider's office will send a link from **Doxy.me** to the cell phone number or email address you provided

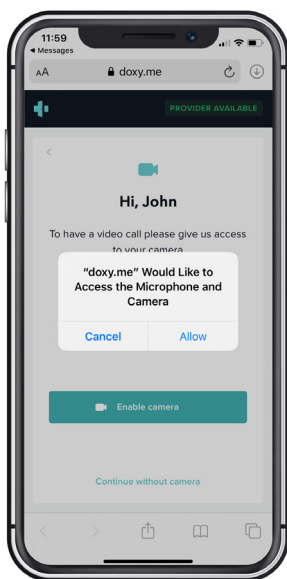
2

Click on the link from your provider's office




3

Type your name and click check in



4

Allow **Doxy.me** to use your camera and microphone



5

Your provider will start your visit!

# Virtual visits: What you need to know

## Tips for a successful virtual visit



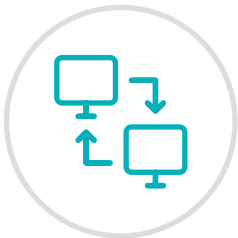
Restart your device  
before the visit



Have a good  
internet connection



Wear headphones  
with a microphone  
(if you have them)



Don't switch to other  
apps or screens while  
you're on hold



Have your medications or  
devices (blood pressure,  
thermometer, glucose  
meter) nearby



Avoid moving  
around during  
the visit

## To schedule a virtual visit

Existing HonorHealth patients: Use MyChart or call **623-580-5800**

New patients: Call **623-580-5800**

**[HonorHealth.com/virtualvisits](https://www.honorhealth.com/virtualvisits)**

**HONORHEALTH®**