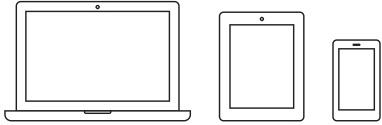


# Video visits: What you need to know

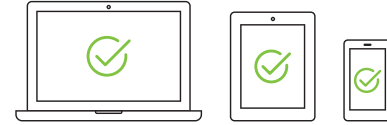
HONORHEALTH®

## Technology you will need



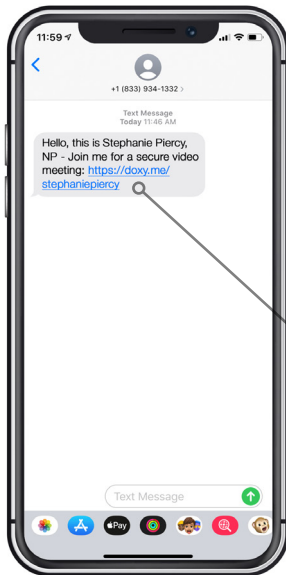
A computer, tablet or phone with a  camera and  microphone

## Test your device



Test your device before the visit by going to **doxy.me/precall-test**

## Checking in for your video visit

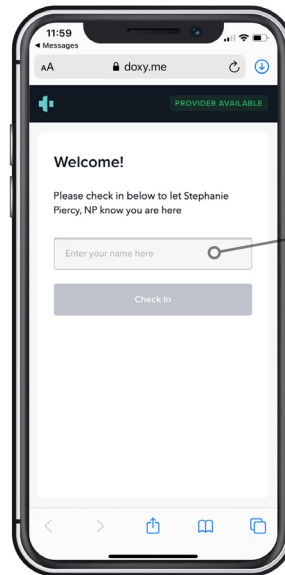


1

Your provider's office will send a link from **Doxy.me** to the cell phone number or email address you provided

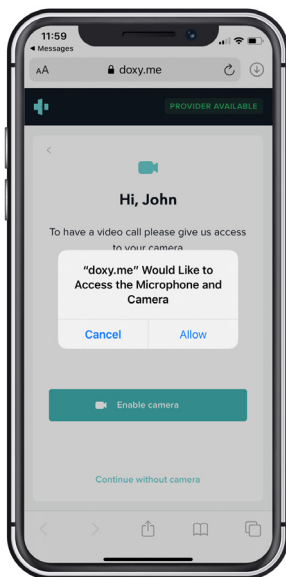
2

Click on the link from your provider's office



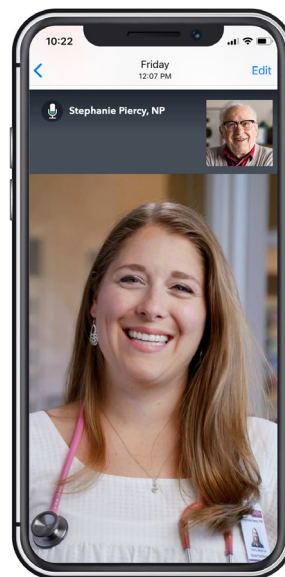
3

Type your name and click check in



4

Allow **Doxy.me** to use your camera and microphone



5

Your provider will start your visit!

# Video visits: What you need to know

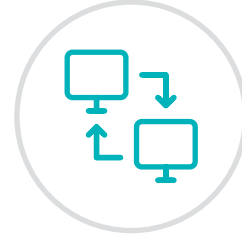
## Tips for a successful video visit



Have a good internet connection



Wear headphones with a microphone  
(if you have them)



Please avoid switching to other apps during your visit



Have your medications or devices (blood pressure, thermometer, glucose meter) nearby



Avoid moving around during the visit

## To schedule a video visit

Existing HonorHealth patients: Use MyChart or call **623-580-5800**

New patients: Call **623-580-5800**

**[HonorHealth.com/videovisits](https://www.honorhealth.com/videovisits)**

**HONORHEALTH®**